


Y PIECE

Designed and made in New Zealand, Tru-Design Y Pieces are the superior composite connection for combining the flow from 2 hoses. The Y Piece allows smooth flow leading to reduced chances of blockages. Salt buildup is reduced when used with seawater as all surfaces are flushed.



Tru-Design Y Pieces are moulded from a glass reinforced nylon composite. High strength, high-modulus glass fibres impregnated into the nylon provides dramatic strength, stiffness, toughness, and dimensional stability.

Tru-Design Y Pieces eliminate the corrosion and electrical bonding problems associated with metallic fittings. The Y Pieces are designed for twin hose clamps, and to not crush under high load conditions.

MODELS

Part #	Description
90790	Y Piece 19mm
90792	Y Piece 19mm PKG
90787	Y Piece 19mm-19mm-25mm
90791	Y Piece 19mm-19mm-25mm PKG
90456	Y Piece 25mm
90617	Y Piece 25mm PKG
90457	Y Piece 25mm-25mm-38mm
90618	Y Piece 25mm-25mm-38mm PKG
90808	Y Piece 32mm
90809	Y Piece 32mm PKG
90458	Y Piece 38mm
90619	Y Piece 38mm PKG

PKG product is supplied in bags with header cards

Doc: PIS - Y Piece 3.2.doc

Page 1 of 3

LEADERS IN MARINE COMPOSITE FITTINGS

www.trudesignplastics.com



GENERAL
Marine
SERVICES

156 Beaumont Street · Westhaven · Auckland · New Zealand
Sales Ph +64 9 309 0048 · sales@generalmarine.co.nz
Service Ph +64 9 368 0938 · service@generalmarine.co.nz

www.generalmarine.co.nz

KEY FEATURES

Feature :	
Manufactured from a glass reinforced nylon composite	High strength and light weight.
Compatible with all hull types	Can be used on aluminum, steel, wood or FRP hulls.
Immune to corrosion and electrolysis	Long life with no concerns over decreased performance due to corrosion.
Chemical resistant	Impervious to diesel, petrol and antifouling paints.
UV resistant	These fittings will not break down with ultraviolet light or discolour from the sun.
High quality surface finish	Will not discolour with green film as similar bronze fittings do.
Large operating temperature range	Suitable for all marine environments, from -40°C to +110°C.
Smooth flow	Less blockages and buildup.

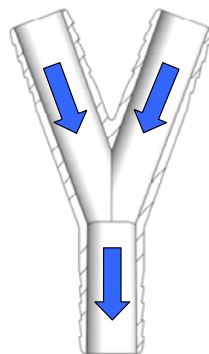
SPECIFICATIONS

FLOW DIAMETER

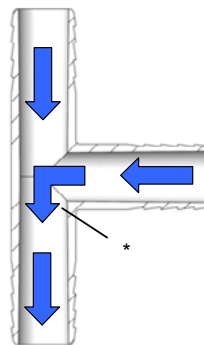
Size	Minimum I.D.
19mm	12mm
19mm-19mm-25mm	20mm
25mm	20mm
25mm-25mm-38mm	20mm
32mm	25mm
38mm	31mm

SMOOTH FLOW

- Fluid streams combine smoothly.
- No sudden change in direction.
- No restriction when both paths flowing.



Y Piece



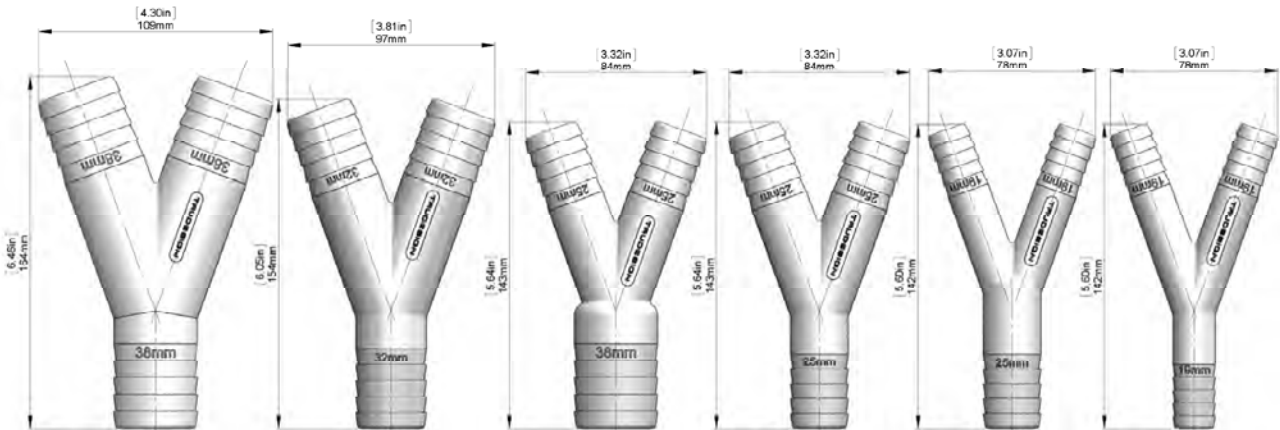
T Piece

- One fluid path has rapid change in direction.
- Restriction when both paths flowing.
- Sharp edges can catch obstructions.
- Buildup likely *



DIMENSIONS

All dimensions nominal.



WEIGHTS

Size	Weight
19mm	48 grams
19mm-19mm-25mm	54 grams
25mm	65 grams
25mm-25mm-38mm	80 grams
32mm	92 grams
38mm	122 grams

INSTALLATION

Fit the hose using hot water to soften.

Apply twin hose clamps for a secure connection.

It is recommended that all plumbing is securely fastened to the boat structure to eliminate rattling, wear or inadvertent disconnection.

SERVICING

As composite Y Pieces are immune to corrosion, minimal servicing is required.

Hose clamps should be checked regularly for a secure connection.

Tru-Design Plastics Ltd. accepts no responsibility for Products which are improperly installed or tampered with. Although the information presented in this product information sheet is believed to be accurate and reliable, no responsibility for inaccuracies can be assumed by Tru-Design Plastics Ltd. This performance data is typical only and variations due to component manufacturing tolerances are normal. Tru-Design Plastics Ltd. reserves the right at any time to change performance characteristics or specifications without prior notice. Tru-Design Plastics Ltd, all rights reserved.

Doc: PIS - Y Piece 3.2.doc

Page 3 of 3

