

## ELECTRONIC AQUAVALVE

The Tru-Design Electronic Aquavalue is designed and made in New Zealand for use in applications where remote “Push Button” diversion and control of the flow of water or effluent is desired.



Typically used in marine toilet applications where protection for the environment necessitates the need to control effluent discharge – in many countries this is governed by regulation. The effluent can be held in a holding tank for later discharge overboard or to a shore side facility.


The Tru-Design Electronic Aquavalue is moulded from a glass reinforced nylon composite. High strength, high-modulus glass fibres impregnated into the nylon provides dramatic strength, stiffness, toughness and dimensional stability.

The Electronic Aquavalue is compliant with standards regarding electronic emissions. **CE**

## MODELS

Part #	Description
90344	Aquavalue Electronic 12V – 24V

The Electronic Aquavalue is supplied with Control Panel, Spanner and comprehensive installation and operation instructions. Fittings are purchased separately to accommodate the large variety of plumbing installations.



## STANDARDS

The Tru-Design Electronic Aquavalue is certified to comply with:

*EN 60945: 2002 Maritime navigation and radiocommunication equipment and systems. General requirements. Methods of testing and required test results.*



## KEY FEATURES

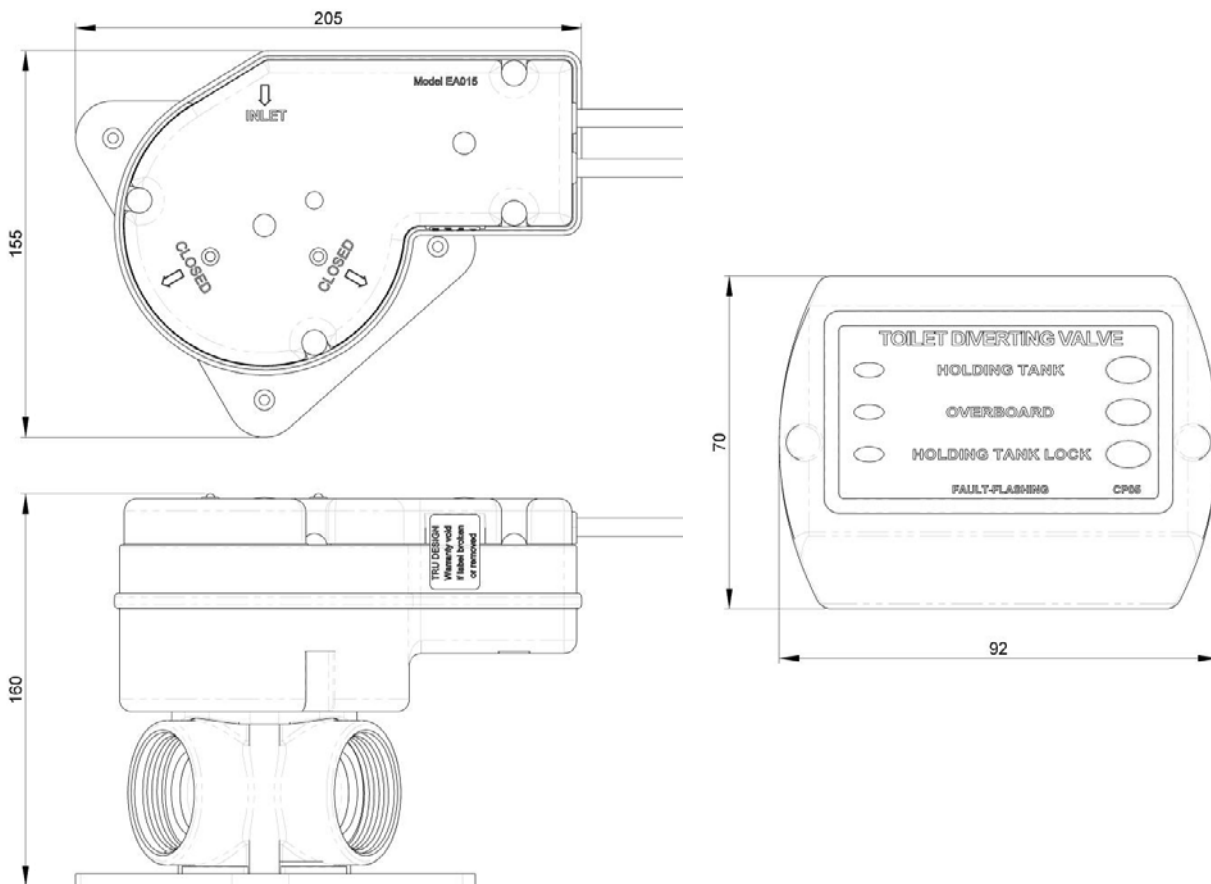
Feature :	
Manufactured from a glass reinforced nylon composite	High strength and light weight.
Stainless steel fasteners	Will not corrode in salt laden air.
Takes 12 or 24 volt DC input voltage.	To suit existing installations.
Supplied complete with control panel with indicating lights.	LED's on the control panel clearly denote whether the valve is in the "Holding Tank" or "Overboard" position.
Indicating lights on valve	LED's on the unit clearly show which valve port is closed.
Error diagnostics	The control panel will indicate if the valve is jammed by flashing the two LED's.
IP55 housing rating	Both the Aquavalue and the control panel are dust and spray proof.
Easy installation	With a range of straight, 90° and 120° tails, and two seal options, plumbing in confined spaces is made easy.
Manual override of valve	All valves supplied with a spanner for use in the unlikely event the valve motor experiences a loss of power and manual operation is needed.
Pressure tested	All valves are pressure tested to ensure quality and safety in respect to sealing and operation.
Silicon seal	The Aquavalue is the only valve on the market today with smooth movement and an excellent seal with good wear resistance.
Serviceable while on the water	Ability to simply disassemble unit and clear any foreign bodies as per instruction manual.
Auto rotate feature	The valve upon receiving vessel power up will automatically rotate to the other port and back. This helps to keep the seal moving and lubricated.
Composite spanner included	Avoids using pipe wrenches that gouge the fitting. Facilitates access in tight places.
Can be wired into 3rd party control systems	Seamless integration as an OEM product.

## SPECIFICATIONS

Supply Voltage	12V DC INPUT	24V DC INPUT
Stand-by Current	0.04A	0.028A
Operating Current	3.3A	1.2A
Stall Current	20A	8.4A

## DIMENSIONS

All dimensions in mm.  
All dimensions nominal.



## INSTALLATION

The Tru-Design Aquavalue is the most versatile valve on the market today. Full Installation instructions are supplied with each Aquavalue.

A large range of Tails is available to suit individual plumbing layouts, and piping sizes. When combined with the seals supplied, fittings can be oriented to suit the confined spaces encountered in marine plumbing.




For the full range of Accessories see *PIS – Aquavalue Accessories*

## SERVICING

The Electronic Aquavalue is supplied with full servicing instructions. It is recommended that the seal is greased regularly with Silicone grease which is available in an appropriate sized pack.

If a major service is required, a service kit is available. The service kit includes grease and seals.

Red and Blue Seals are used to alter the orientation of the fittings (Blue Seal is thicker). These are available if plumbing layouts need to be changed in the future.



The spanner can often be misplaced, so when changing plumbing layouts etc, a new spanner can be supplied.

Part #	Description
90317	Spanner Aquavalue
90516	Silicone Sachet
90316	Seal Kit Aquavalue Silicone
90475	Aquavalue Red Seal
90327	Aquavalue Blue Seal

The information contained in this information sheet is for general information purposes only. The information is provided by TRUDESIGN and while we endeavor to keep the information up to date and correct, we make no representations or warranties of any kind, express or implied, about the completeness, accuracy, reliability, suitability or availability. Any reliance you place on such information is therefore strictly at your own risk.